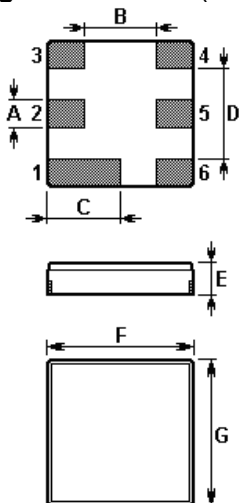


The **NDF8002** is a low-loss, compact, and economical surface-acoustic-wave (**SAW**) RF filter in a surface-mount ceramic **DCC6C** case for wireless audio application. It provides Low amplitude ripple and high image frequency suppression.

1. Package Dimensions (DCC6C)



Pin	Configuration
2	Input / Output
5	Output / Input
1, 3, 4, 6	Case Ground

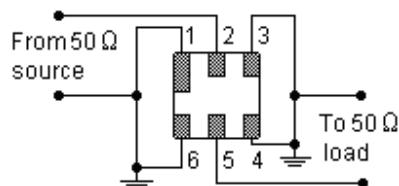
Sign	Data (unit: mm)	Sign	Data (unit: mm)
A	0.6	E	1.1
B	1.5	F	3.0
C	1.5	G	3.0
D	1.8		

2. Marking

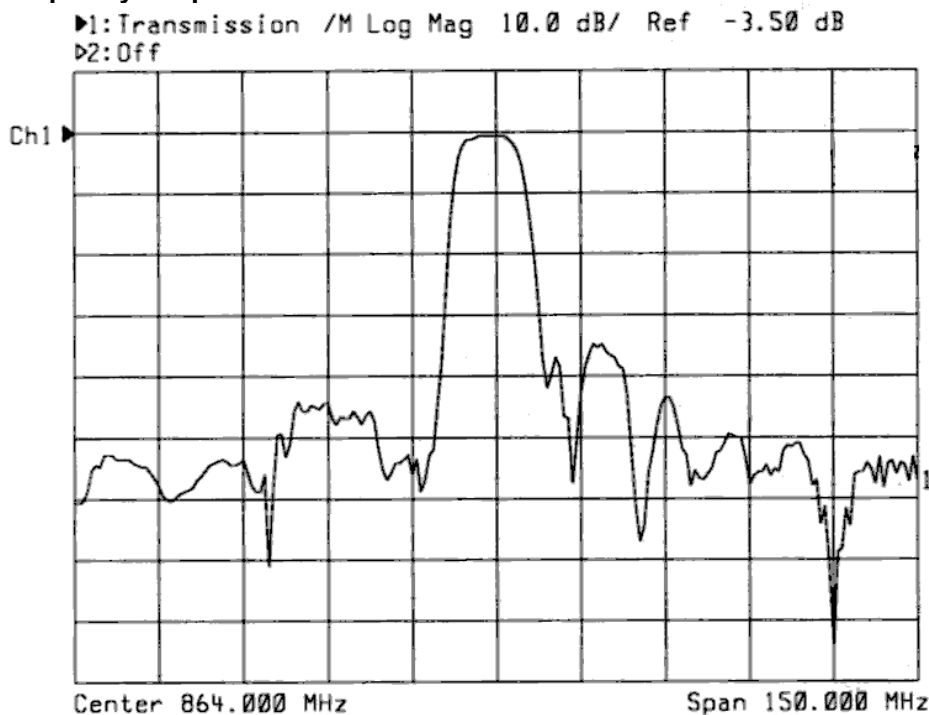


Laser Marking

3. Test Circuit



4. Typical Frequency Response



5. Performance

5-1. Maximum Ratings

Rating		Value	Unit
Input Power Level	P	10	dBm
DC Voltage	V_{DC}	12	V
Operable Temperature Range	T_A	-10 to +65	°C
Storage Temperature Range	T_{stg}	-40 to +85	°C

5-2. Electronic Characteristics

Item		Specifications
Nominal Center Frequency	f_C	864.000 MHz
Insertion Loss	IL	4.5dB max.
	within $f_C \pm 1.0\text{MHz}$	
Absolute Attenuation	α	
1) within 820 ... 823 MHz		40dB min.
2) within 841 ... 844 MHz		35dB min.
3) within 884 ... 887 MHz		35dB min.
4) within 905 ... 908 MHz		40dB min.
Ripple Deviation	$\Delta\alpha$	1.5dB max.
	within $f_C \pm 1.0\text{MHz}$	
Input / Output Impedance (Nominal)		50 Ω

ⓘ CAUTION: Electrostatic Sensitive Device. Observe precautions for handling!

© NEDI 2003. All Rights Reserved.

1. The frequency f_C is defined as the midpoint between the 3dB frequencies.
2. Unless noted otherwise, all measurements are made with the filter installed in the specified test fixture that is connected to a 50 Ω test system with VSWR \leq 1.2:1. The test fixture L and C are adjusted for minimum insertion loss at the filter center frequency, f_C . Note that insertion loss, bandwidth, and passband shape are dependent on the impedance matching component values and quality.
3. Unless noted otherwise, specifications apply over the entire specified operating temperature range.
4. The specifications of this device are based on the test circuit shown above and subject to change or obsolescence without notice.
5. All equipment designs utilizing this product must be approved by the appropriate government agency prior to manufacture or sale.
6. Our liability is only assumed for the Surface Acoustic Wave (SAW) component(s) per se, not for applications, processes and circuits implemented within components or assemblies.
7. For questions on technology, prices and delivery, please contact our sales offices or e-mail winnsky@winnsky.com